

SingTel (ST SP)

Communications - Telecommunications

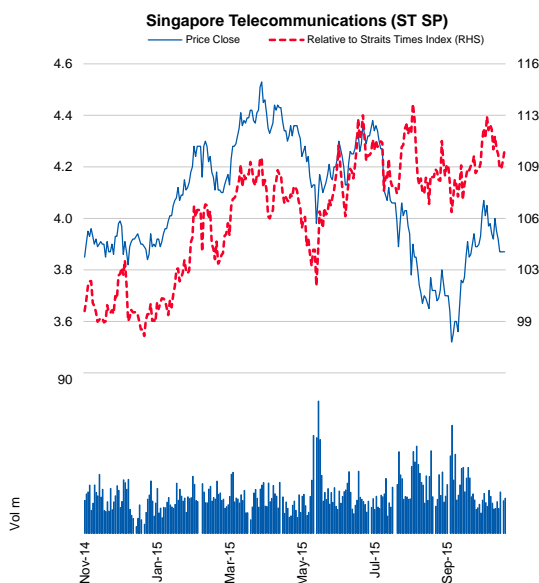
Market Cap: USD43,391m

Neutral (Maintained)

 Target Price: **SGD3.90**

 Price: **SGD3.87**

Dating NetFlix

 Macro ◆◆
 Risks ◆◆
 Growth ◆
 Value ◆◆


Source: Bloomberg

Avg Turnover (SGD/USD)	99.4m/70.8m
Cons. Upside (%)	12.1
Upside (%)	0.8
52-wk Price low/high (SGD)	3.52 - 4.53
Free float (%)	48
Share outstanding (m)	15,944
Shareholders (%)	
Temasek Holdings	52.0
-	-
-	-
Share Performance (%)	
	YTD 1m 3m 6m 12m
Absolute	(0.8) (1.0) (0.5) (10.4) 0.5
Relative	11.3 1.4 2.9 3.7 10.4

Shariah compliant

Singapore Research +65 6533 0781

sg.research@rhbgroup.com

There were no major surprises from Singtel's results call. **Maintain NEUTRAL** with a SOP-adjusted SGD3.90 TP (from SGD4.07, 1% upside) after updating our valuations on its associates. **Competitive headwinds Down Under** and the SGD's strength are de-rating catalysts with over two-thirds of its core earnings derived from outside of Singapore. Singtel's fairly attractive prospective dividend yields of 4.6% should lend share price support.

- ◆ **Netflix coming to a screen near you.** Management does not rule out an exclusive tie-up with Netflix Inc (Netflix) (NFLX US, NR), the largest on demand video streaming service in the US for the Singapore market. We think a partnership will: i) further boost its pay-TV content proposition, ii) mitigate the threat from over-the-top (OTT) streaming applications, and iii) create stickiness. Optus' recent tie-up with Netflix in Australia is a key win, in our view, to strengthen its fixed/mobile broadband business. It would also counter the threat from TPG Telecom (TPG) (TPM AU, NR) the second largest fixed broadband operator in Australia, which recently merged with iiNet (IIN AU, NR).
- ◆ **Competition heating up Down Under.** Optus continues to execute well with postpaid subs addition of 57,000 in 2QFY16 (1QFY16: 38k), driving mobile service revenue growth of 3.3% YoY (+1.1% QoQ) and 8.7% EBITDA uplift in AUD terms. However, competition has intensified further with rivals bundling in more data allowance on their tiered plans, making it more difficult to monetise the growth in data traffic.
- ◆ **No room for four.** As with its peers, Singapore Telecommunications (Singtel) believes the market does not need a fourth mobile network operator (MNO), citing the world class mobile infrastructure and intense market competition. It views the 900 megahertz (MHz) spectrum up for re-farming (expiring Mar 2017) as crucial to meet mandatory rollout targets and for 4G capacity. We note that Singtel has also utilised the spectrum to boost LTE coverage indoors. It expects the Infocomm Development Authority of Singapore (IDA) to finalise the auction framework in 1Q16.
- ◆ **Maintain NEUTRAL.** We make no change to our forecast post the results call. Our SOP TP is lowered marginally to SGD3.90 after factoring in: i) the updated market valuations of its listed associates, ii) the current net debt position and iii) our latest TP on AIS.

Forecasts and Valuations	Mar-14	Mar-15	Mar-16F	Mar-17F	Mar-18F
Total turnover (SGDm)	16,848	17,225	17,523	18,513	19,536
Reported net profit (SGDm)	3,610	3,782	3,771	4,112	4,447
Recurring net profit (SGDm)	3,610	3,782	3,771	4,112	4,447
Recurring net profit growth (%)	(0.1)	4.8	(0.3)	9.0	8.1
Recurring EPS (SGD)	0.23	0.24	0.24	0.26	0.28
DPS (SGD)	0.17	0.18	0.18	0.18	0.18
Recurring P/E (x)	17.1	16.3	16.4	15.0	13.9
P/B (x)	2.59	2.49	2.40	2.29	2.08
P/CF (x)	13.6	8.8	7.5	7.2	7.0
Dividend Yield (%)	4.3	4.5	4.6	4.6	4.6
EV/EBITDA (x)	11.4	11.6	11.4	10.5	9.6
Return on average equity (%)	15.1	15.6	14.9	15.6	15.7
Net debt to equity (%)	31.0	34.0	33.0	27.6	16.8
Our vs consensus EPS (adjusted) (%)			(1.5)	(0.8)	(0.7)

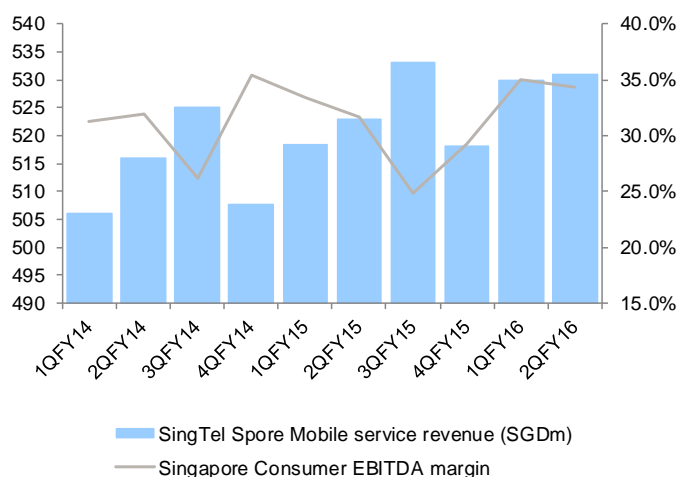
Source: Company data, RHB

Powered by EFA™ Platform

Other Takeaways from the Results Call

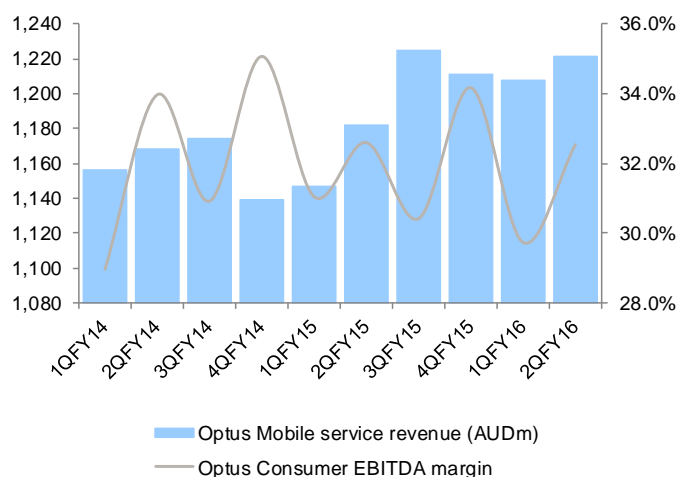
Singtel held its regular results call following the release of its 2Q/1HFY16 results. There were no outright surprises. Some notable highlights included: i) the lowered domestic mobile revenue growth guidance (see Figure 3) for FY16, which management rationalised on the roaming customers' preference for data as opposed to voice. Singtel said its data growth momentum remained strong, with average data consumption expanding to 2.3GB per month from 1.8GB per month in 2QFY15, ii) Singtel is awaiting a decision from the Media Development Authority (MDA) on whether the broadcasting rights to the 2016-2019 Barclays Premier League (BPL) constitute 'Qualified Content' and therefore subject to the content- carriage code. We note the MDA had previously directed Singtel to cross-carry the 2013-2016 BPL content even when the rights were acquired on a non-exclusive basis, and iii) potential tie-up with Netflix in Singapore. We view the exclusive tie-up between Optus and Netflix in Australia (as with the BPL) where subscribers enjoy streaming content across multiple devices as a significant value proposition, given the growing trend of viewers accessing content on the move.

Figure 1: Singtel's mobile service revenue



Source: RHB

Figure 2: Optus' mobile service revenue



Source: RHB

Figure 3: Singtel's management guidance

Geographical Lines	FY16 Guidance	Comments
Sing mobile revenue	Low single digit growth	From mid single digit growth
Optus mobile revenue	Low single digit increase	Maintained
Business Lines		
Group Consumer (GC) revenue	Mid single digit growth	vs. "stable" in FY15
Group Consumer (GC) EBITDA	Low single digit growth	Margin will continue to remain under pressure
Group Enterprise (GE) revenue	Mid single digit growth	vs. "stable" in FY15
Group Enterprise (GC) EBITDA	Low single digit growth	Similar with FY15
Group Digital Life (GDL) revenue	Around SGD350-400m	Amobee group only and excludes Trustwave. Guidance for Trustwave to be provided for FY17
Group Digital Life (GDL) EBITDA	-ve EBITDA of SGD150-180m	Maintained
Consolidated Group		
Consolidated group revenue	Mid single digit growth	Excluding acquisition of Trustwave
Consolidated EBITDA	Low single digit growth	Excluding acquisition of Trustwave
Group Capex (SGDm)	3000	SGD1.1bn for Sing operations and SGD1.9bn for Optus. This compares with SGD2.4bn in FY15
Investments in GDL Business (SGDm)	2000	
Dividend policy (payout)	60-75%	Maintained

Source: RHB

Figure 4: Summary results table

FYE Mar (SGDm)	2QFY15	1QFY16	2QFY16	QoQ (%)	YoY (%)	1HFY14	1HFY15	YoY (%)	Comments
Group revenue	4,309.0	4,209.0	4,184.0	(0.6)	(2.9)	8,457.0	8,393.0	(0.8)	
Singtel - S'pore	1,664.0	1,811.0	1,850.0	2.2	11.2	3,402.0	3,661.0	7.6	Steady domestic mobile revenue
Optus	2,494.0	2,398.0	2,334.0	(2.7)	(6.4)	4,903.0	4,732.0	(3.5)	SGD/AUD depreciated 13% YoY in 3Q15 and 3.4% QoQ
Group consumer	2,640.0	2,603.0	2,535.0	(2.6)	(4.0)	5,194.0	5,138.0	(1.1)	
Group enterprise	1,598.0	1,503.0	1,538.0	2.3	(3.8)	3,153.0	3,041.0	(3.6)	
Group digital	76.0	103.0	111.0	7.8	46.1	111.0	214.0	92.8	
EBITDA	1,334.0	1,241.0	1,290.0	3.9	(3.3)	2,588.0	2,531.0	(2.2)	
Singapore	579.0	572.0	578.0	1.0	(0.2)	1,158.0	1,150.0	(0.7)	
Optus	755.0	669.0	712.0	6.4	(5.7)	1,453.0	1,381.0	(5.0)	Seasonally stronger quarter for Optus
Group consumer	847.0	804.0	831.0	3.4	(1.9)	1,651.0	1,635.0	(1.0)	
Group enterprise	547.0	483.0	512.0	6.0	(6.4)	1,051.0	995.0	(5.3)	
Group digital	(40.0)	(31.0)	(34.0)	9.7	(15.0)	(77.0)	(65.0)	(15.6)	
Corporate	(19.0)	(15.0)	(19.0)	26.7	0.0	(36.0)	(34.0)	(5.6)	
Share of associates- b4 EI/ordinary ops only	644.0	665.0	706.0	6.2	9.6	1,266.0	1,371.0	8.3	
- Bharti	203.0	168.0	153.0	(8.9)	(24.6)	394.0	321.0	(18.5)	
- Telkomsel	247.0	248.0	299.0	20.6	21.1	475.0	547.0	15.2	Cluster based pricing initiatives
- AIS	103.0	116.0	102.0	(12.1)	(1.0)	199.0	219.0	10.1	
- Globe Telecom	77.0	92.0	78.0	(15.2)	1.3	161.0	170.0	5.6	
- Other Singtel associates	26.0	41.0	52.0	26.8	100.0	54.0	92.0	70.4	
Group EBITDA (Op EBITDA + share of assoc)	1,978.0	1,906.0	1,996.0	4.7	0.9	3,854.0	3,902.0	1.2	
PBT	1,389.0	1,314.0	1,412.0	7.5	1.7	2,681.0	2,726.0	1.7	
Tax	(409.0)	(419.0)	(440.0)	5.0	7.6	(819.0)	(859.0)	4.9	
MI	(2.0)	0.0	3.0	nm	nm	(3.0)	3.0	nm	
Core net profit	979.0	895.0	974.0	8.8	(0.5)	1,860.0	1,869.0	0.5	In line with RHB and consensus estimates at 49-50%
Adjustments for EI	59.0	47.0	55.0	nm	nm	13.0	102.0	nm	
Net profit	1,038.0	942.0	1,030.0	9.3	(0.8)	1,873.0	1,972.0	5.3	
Margins (%)									
EBITDA	31.0%	29.5%	30.8%	1.3	(0.1)	30.6%	30.2%	(0.4)	
Singapore	34.8%	31.6%	31.2%	(0.3)	(3.6)	34.0%	31.4%	(2.6)	
Optus	30.3%	27.9%	30.5%	2.6	0.2	29.6%	29.2%	(0.5)	Seasonally stronger quarter
Group consumer	32.1%	30.9%	32.8%	1.9	0.7	31.8%	31.8%	0.0	
Group enterprise	34.2%	32.1%	33.3%	1.2	(0.9)	33.3%	32.7%	(0.6)	
Group digital	-52.6%	-30.1%	-30.6%	(0.5)	22.0	-69.4%	-30.4%	39.0	In gestation phase but gross margins have improved due to streamlining exercise
Total subs ('000)	531,681	565,128	576,948	2.1	8.5	531,681	576,948	8.5	
Singapore Business	4,068	4,082	4,094	0.3	0.6	4,068	4,094	0.6	
Optus	9,403	9,379	9,359	(0.2)	(0.5)	9,403	9,359	(0.5)	
Bharti	290,797	318,004	325,899	2.5	12.1	290,797	325,899	12.1	
- India	211,752	230,662	235,212	2.0	11.1	211,752	235,212	11.1	
- International	71,367	78,323	80,835	3.2	13.3	71,367	80,835	13.3	
Telkomsel	139,348	144,064	148,560	3.1	6.6	139,348	148,560	6.6	
AIS	43,795	40,061	37,811	(5.6)	(13.7)	43,795	37,811	(13.7)	
Globe	42,854	48,351	50,112	3.6	16.9	42,854	50,112	16.9	
PBTL	1,416	1,187	1,113	(6.2)	(21.4)	1,416	1,113	(21.4)	

Source: RHB

Figure 4: Singtel's SOP valuation

	Stake	Value (SGDm)	Attributable value (SGDm)	Value/share (SGD)	% of total	Basis
Singtel	100%	14,163.8	14,163.8	0.89	20.0	6.5x FY17F EV/EBITDA
Optus	100%	20,206.2	20,206.2	1.27	28.5	6x FY17F EV/EBITDA
Total subsidiaries			34,370.0	2.16	48.4	
Associates						
Bharti	32%	33,940.2	10,996.6	0.69	15.5	Consensus target price
Telkomsel	35%	37,022.9	12,958.0	0.81	18.3	DDM
AIS	23%	31,454.4	7,328.9	0.46	10.3	RHB fair value of THB265
Globe	47%	8,553.8	4,037.4	0.25	5.7	Consensus target price
PTBL	45%	495.6	223.0	0.01	0.3	Acquisition price
SingPost	26%	4,204.7	1,072.2	0.07	1.5	Consensus target price
Total associates			36,616.1	2.30	51.6	
Grand Total			70,986.1	4.46		
Net debt			(9,331.0)	-0.59		
Equity Valuation			61,655.1	3.87		TP rounded to SGD3.90
Implied forward P/E				15.0		
Implied forward EV/EBITDA				12.8		

Source: RHB

Recommendation Chart



Source: RHB, Bloomberg

Date	Recommendation	Target Price	Price
2015-08-14	Neutral	4.07	4.06
2015-05-15	Neutral	4.00	4.36
2015-05-14	Neutral	4.00	4.36
2015-02-13	Neutral	4.00	4.20
2014-11-14	Neutral	3.93	3.95
2014-08-15	Neutral	3.82	3.91
2014-05-16	Neutral	3.80	3.85
2014-02-14	Neutral	3.55	3.58
2014-02-13	Neutral	3.70	3.57
2013-11-15	Neutral	3.70	3.76

Source: RHB, Bloomberg

RHB Guide to Investment Ratings

Buy: Share price may exceed 10% over the next 12 months

Trading Buy: Share price may exceed 15% over the next 3 months, however longer-term outlook remains uncertain

Neutral: Share price may fall within the range of +/- 10% over the next 12 months

Take Profit: Target price has been attained. Look to accumulate at lower levels

Sell: Share price may fall by more than 10% over the next 12 months

Not Rated: Stock is not within regular research coverage

Investment Research Disclaimers

RHB has issued this report for information purposes only. This report is intended for circulation amongst RHB and its affiliates' clients generally or such persons as may be deemed eligible by RHB to receive this report and does not have regard to the specific investment objectives, financial situation and the particular needs of any specific person who may receive this report. This report is not intended, and should not under any circumstances be construed as, an offer or a solicitation of an offer to buy or sell the securities referred to herein or any related financial instruments.

This report may further consist of, whether in whole or in part, summaries, research, compilations, extracts or analysis that has been prepared by RHB's strategic, joint venture and/or business partners. No representation or warranty (express or implied) is given as to the accuracy or completeness of such information and accordingly investors should make their own informed decisions before relying on the same.

This report is not directed to, or intended for distribution to or use by, any person or entity who is a citizen or resident of or located in any locality, state, country or other jurisdiction where such distribution, publication, availability or use would be contrary to the applicable laws or regulations. By accepting this report, the recipient hereof (i) represents and warrants that it is lawfully able to receive this document under the laws and regulations of the jurisdiction in which it is located or other applicable laws and (ii) acknowledges and agrees to be bound by the limitations contained herein. Any failure to comply with these limitations may constitute a violation of applicable laws.

All the information contained herein is based upon publicly available information and has been obtained from sources that RHB believes to be reliable and correct at the time of issue of this report. However, such sources have not been independently verified by RHB and/or its affiliates and this report does not purport to contain all information that a prospective investor may require. The opinions expressed herein are RHB's present opinions only and are subject to change without prior notice. RHB is not under any obligation to update or keep current the information and opinions expressed herein or to provide the recipient with access to any additional information. Consequently, RHB does not guarantee, represent or warrant, expressly or impliedly, as to the adequacy, accuracy, reliability, fairness or completeness of the information and opinion contained in this report. Neither RHB (including its officers, directors, associates, connected parties, and/or employees) nor does any of its agents accept any liability for any direct, indirect or consequential losses, loss of profits and/or damages that may arise from the use or reliance of this research report and/or further communications given in relation to this report. Any such responsibility or liability is hereby expressly disclaimed.

Whilst every effort is made to ensure that statement of facts made in this report are accurate, all estimates, projections, forecasts, expressions of opinion and other subjective judgments contained in this report are based on assumptions considered to be reasonable and must not be construed as a representation that the matters referred to therein will occur. Different assumptions by RHB or any other source may yield substantially different results and recommendations contained on one type of research product may differ from recommendations contained in other types of research. The performance of currencies may affect the value of, or income from, the securities or any other financial instruments referenced in this report. Holders of depositary receipts backed by the securities discussed in this report assume currency risk. Past performance is not a guide to future performance. Income from investments may fluctuate. The price or value of the investments to which this report relates, either directly or indirectly, may fall or rise against the interest of investors.

This report does not purport to be comprehensive or to contain all the information that a prospective investor may need in order to make an investment decision. The recipient of this report is making its own independent assessment and decisions regarding any securities or financial instruments referenced herein. Any investment discussed or recommended in this report may be unsuitable for an investor depending on the investor's specific investment objectives and financial position. The material in this report is general information intended for recipients who understand the risks of investing in financial instruments. This report does not take into account whether an investment or course of action and any associated risks are suitable for the recipient. Any recommendations contained in this report must therefore not be relied upon as investment advice based on the recipient's personal circumstances. Investors should make their own independent evaluation of the information contained herein, consider their own investment objective, financial situation and particular needs and seek their own financial, business, legal, tax and other advice regarding the appropriateness of investing in any securities or the investment strategies discussed or recommended in this report.

This report may contain forward-looking statements which are often but not always identified by the use of words such as "believe", "estimate", "intend" and "expect" and statements that an event or result "may", "will" or "might" occur or be achieved and other similar expressions. Such forward-looking statements are based on assumptions made and information currently available to RHB and are subject to known and unknown risks, uncertainties and other factors which may cause the actual results, performance or achievement to be materially different from any future results, performance or achievement, expressed or implied by such forward-looking statements. Caution should be taken with respect to such statements and recipients of this report should not place undue reliance on any such forward-looking statements. RHB expressly disclaims any obligation to update or revise any forward-looking statements, whether as a result of new information, future events or circumstances after the date of this publication or to reflect the occurrence of unanticipated events.

The use of any website to access this report electronically is done at the recipient's own risk, and it is the recipient's sole responsibility to take precautions to ensure that it is free from viruses or other items of a destructive nature. This report may also provide the addresses of, or contain hyperlinks to, websites. RHB takes no responsibility for the content contained therein. Such addresses or hyperlinks (including addresses or hyperlinks to RHB own website material) are provided solely for the recipient's convenience. The information and the content of the linked site do not in any way form part of this report. Accessing such website or following such link through the report or RHB website shall be at the recipient's own risk.

This report may contain information obtained from third parties. Third party content providers do not guarantee the accuracy, completeness, timeliness or availability of any information and are not responsible for any errors or omissions (negligent or otherwise), regardless of the cause, or for the results obtained from the use of such content. Third party content providers give no express or implied warranties, including, but not limited to, any warranties of merchantability or fitness for a particular purpose or use. Third party content providers shall not be liable for any direct, indirect, incidental, exemplary, compensatory, punitive, special or consequential damages, costs, expenses, legal fees, or losses (including lost income or profits and opportunity costs) in connection with any use of their content.

The research analysts responsible for the production of this report hereby certifies that the views expressed herein accurately and exclusively reflect his or her personal views and opinions about any and all of the issuers or securities analysed in this report and were prepared independently and autonomously. The research analysts that authored this report are precluded by RHB in all circumstances from trading in the securities or other financial instruments referenced in the report, or from having an interest in the company(ies) that they cover.

RHB and/or its affiliates and/or their directors, officers, associates, connected parties and/or employees, may have, or have had, interests in the securities or qualified holdings, in subject company(ies) mentioned in this report or any securities related thereto and may from time to time add to or dispose of, or may be materially interested in, any such securities. Further, RHB and/or its affiliates may have, or have had, business relationships with the subject company(ies) mentioned in this report and may from time to time seek to provide investment banking or other services to the subject company(ies) referred to in this research report. As a result, investors should be aware that a conflict of interest may exist.

The contents of this report is strictly confidential and may not be copied, reproduced, published, distributed, transmitted or passed, in whole or in part, to any other person without the prior express written consent of RHB and/or its affiliates. This report has been delivered to RHB and its affiliates' clients for information purposes only and upon the express understanding that such parties will use it only for the purposes set forth above. By electing to view or accepting a copy of this report, the recipients have agreed that they will not print, copy, videotape, record, hyperlink, download, or otherwise attempt to reproduce or re-transmit (in any form including hard copy or electronic distribution format) the contents of this report. RHB and/or its affiliates accepts no liability whatsoever for the actions of third parties in this respect.

The contents of this report are subject to copyright. Please refer to Restrictions on Distribution below for information regarding the distributors of this report. Recipients must not reproduce or disseminate any content or findings of this report without the express permission of RHB and the distributors.

The securities mentioned in this publication may not be eligible for sale in some states or countries or certain categories of investors. The recipient of this report should have regard to the laws of the recipient's place of domicile when contemplating transactions in the securities or other financial instruments referred to herein. The securities discussed in this report may not have been registered in such jurisdiction. Without prejudice to the foregoing, the recipient is to note that additional disclaimers, warnings or qualifications may apply based on geographical location of the person or entity receiving this report.

RESTRICTIONS ON DISTRIBUTION

Malaysia

This report is issued and distributed in Malaysia by RHB Research Institute Sdn Bhd. The views and opinions in this report are our own as of the date hereof and is subject to change. If the Financial Services and Markets Act of the United Kingdom or the rules of the Financial Conduct Authority apply to a recipient, our obligations owed to such recipient therein are unaffected. RHB Research Institute Sdn Bhd has no obligation to update its opinion or the information in this report.

Thailand

This report is issued and distributed in the Kingdom of Thailand by RHB Securities (Thailand) PCL, a licensed securities company that is authorised by the Ministry of Finance, regulated by the Securities and Exchange Commission of Thailand and is a member of the Stock Exchange of Thailand. The Thai Institute of Directors Association has disclosed the Corporate Governance Report of Thai Listed Companies made pursuant to the policy of the Securities and Exchange Commission of Thailand. RHB Securities (Thailand) PCL does not endorse, confirm nor certify the result of the Corporate Governance Report of Thai Listed Companies.

Indonesia

This report is issued and distributed in Indonesia by PT RHB Securities Indonesia. This research does not constitute an offering document and it should not be construed as an offer of securities in Indonesia. Any securities offered or sold, directly or indirectly, in Indonesia or to any Indonesian citizen or corporation (wherever located) or to any Indonesian resident in a manner which constitutes a public offering under Indonesian laws and regulations must comply with the prevailing Indonesian laws and regulations.

Singapore

This report is issued and distributed in Singapore by RHB Research Institute Singapore Pte Ltd and it may only be distributed in Singapore to accredited investors, expert investors and institutional investors as defined in the Financial Advisers Regulations and the Securities and Futures Act (Chapter 289), as amended from time to time. By virtue of distribution to these categories of investors, RHB Research Institute Singapore Pte Ltd and its representatives are not required to comply with Section 36 of the Financial Advisers Act (Chapter 110) (Section 36 relates to disclosure of RHB Research Institute Singapore Pte Ltd 's interest and/or its representative's interest in securities). Recipients of this report in Singapore may contact RHB Research Institute Singapore Pte Ltd in respect of any matter arising from or in connection with the report.

Hong Kong

This report is issued and distributed in Hong Kong by RHB Securities Hong Kong Limited (興業僑豐證券有限公司) (CE No.: ADU220) ("RHBSHK") which is licensed in Hong Kong by the Securities and Futures Commission for Type 1 (dealing in securities) and Type 4 (advising on securities) regulated activities. Any investors wishing to purchase or otherwise deal in the securities covered in this report should contact RHB Securities Hong Kong Limited.

United States

This report was prepared by RHB and is being distributed solely and directly to "major" U.S. institutional investors as defined under, and pursuant to, the requirements of Rule 15a-6 under the U.S. Securities and Exchange Act of 1934, as amended (the "Exchange Act"). RHB is not registered as a broker-dealer in the United States and does not offer brokerage services to U.S. persons. Any order for the purchase or sale of the securities discussed herein that are listed on Bursa Malaysia Securities Berhad must be placed with and through Auerbach Grayson ("AG"). Any order for the purchase or sale of all other securities discussed herein must be placed with and through such other registered U.S. broker-dealer as appointed by RHB from time to time as required by the Exchange Act Rule 15a-6.

This report is confidential and not intended for distribution to, or use by, persons other than the recipient and its employees, agents and advisors, as applicable.

Additionally, where research is distributed via Electronic Service Provider, the analysts whose names appear in this report are not registered or qualified as research analysts in the United States and are not associated persons of Auerbach Grayson AG or such other registered U.S. broker-dealer as appointed by RHB from time to time and therefore may not be subject to any applicable restrictions under Financial Industry Regulatory Authority ("FINRA") rules on communications with a subject company, public appearances and personal trading.

Investing in any non-U.S. securities or related financial instruments discussed in this research report may present certain risks. The securities of non-U.S. issuers may not be registered with, or be subject to the regulations of, the U.S. Securities and Exchange Commission. Information on non-U.S. securities or related financial instruments may be limited. Foreign companies may not be subject to audit and reporting standards and regulatory requirements comparable to those in the United States.

The financial instruments discussed in this report may not be suitable for all investors.

Transactions in foreign markets may be subject to regulations that differ from or offer less protection than those in the United States.

OWNERSHIP AND MATERIAL CONFLICTS OF INTEREST

Malaysia

RHB does not have qualified shareholding (1% or more) in the subject company (ies) covered in this report except for:

a) -

RHB and/or its subsidiaries are not liquidity providers or market makers for the subject company (ies) covered in this report except for:

a) -

RHB and/or its subsidiaries have not participated as a syndicate member in share offerings and/or bond issues in securities covered in this report in the last 12 months except for:

a) -

RHB has not provided investment banking services to the company/companies covered in this report in the last 12 months except for:

a) -

Thailand

RHB Securities (Thailand) PCL and/or its directors, officers, associates, connected parties and/or employees, may have, or have had, interests and/or commitments in the securities in subject company(ies) mentioned in this report or any securities related thereto. Further, RHB Securities (Thailand) PCL may have, or have had, business relationships with the subject company(ies) mentioned in this report. As a result, investors should exercise their own judgment carefully before making any investment decisions.

Indonesia

PT RHB Securities Indonesia is not affiliated with the subject company(ies) covered in this report both directly or indirectly as per the definitions of

affiliation above.

Pursuant to the Capital Market Law (Law Number 8 Year 1995) and the supporting regulations thereof, what constitutes as affiliated parties are as follows:

1. Familial relationship due to marriage or blood up to the second degree, both horizontally or vertically;
2. Affiliation between parties to the employees, Directors or Commissioners of the parties concerned;
3. Affiliation between 2 companies whereby one or more member of the Board of Directors or the Commissioners are the same;
4. Affiliation between the Company and the parties, both directly or indirectly, controlling or being controlled by the Company;
5. Affiliation between 2 companies which are controlled, directly or indirectly, by the same party; or
6. Affiliation between the Company and the main Shareholders.

PT RHB Securities Indonesia is not an insider as defined in the Capital Market Law and the information contained in this report is not considered as insider information prohibited by law.

Insider means:

- a. a commissioner, director or employee of an Issuer or Public Company;
- b. a substantial shareholder of an Issuer or Public Company;
- c. an individual, who because of his position or profession, or because of a business relationship with an Issuer or Public Company, has access to inside information; and
- d. an individual who within the last six months was a Person defined in letters a, b or c, above.

Singapore

RHB Research Institute Singapore Pte Ltd and/or its subsidiaries and/or associated companies do not make a market in any securities covered in this report, except for:

- (a) -

The staff of RHB Research Institute Singapore Pte Ltd and its subsidiaries and/or its associated companies do not serve on any board or trustee positions of any issuer whose securities are covered in this report, except for:

- (a) -

RHB Research Institute Singapore Pte Ltd and/or its subsidiaries and/or its associated companies do not have and have not within the last 12 months had any corporate finance advisory relationship with the issuer of the securities covered in this report or any other relationship (including a shareholding of 1% or more in the securities covered in this report) that may create a potential conflict of interest, except for:

- (a) -

Hong Kong

RHBSHK or any of its group companies may have financial interests in relation to an issuer or a new listing applicant (as the case may be) the securities in respect of which are reviewed in the report, and such interests aggregate to an amount equal to or more than (a) 1% of the subject company's market capitalization (in the case of an issuer as defined under paragraph 16 of the Code of Conduct for Persons Licensed by or Registered with the Securities and Futures Commission (the "Code of Conduct"); and/or (b) an amount equal to or more than 1% of the subject company's issued share capital, or issued units, as applicable (in the case of a new listing applicant as defined in the Code of Conduct). Further, the analysts named in this report or their associates may have financial interests in relation to an issuer or a new listing applicant (as the case may be) in the securities which are reviewed in the report.

RHBSHK or any of its group companies may make a market in the securities covered by this report.

RHBSHK or any of its group companies may have analysts or their associates, individual(s) employed by or associated with RHBSHK or any of its group companies serving as an officer of the company or any of the companies covered by this report.

RHBSHK or any of its group companies may have received compensation or a mandate for investment banking services to the company or any of the companies covered by this report within the past 12 months.

Note: The reference to "group companies" above refers to a group company of RHBSHK that carries on a business in Hong Kong in (a) investment banking; (b) proprietary trading or market making; or (c) agency broking, in relation to securities listed or traded on The Stock Exchange of Hong Kong Limited.

Kuala Lumpur

RHB Research Institute Sdn Bhd
Level 11, Tower One, RHB Centre
Jalan Tun Razak
Kuala Lumpur
Malaysia
Tel : +(60) 3 9280 2185
Fax : +(60) 3 9284 8693

Hong Kong

RHB Securities Hong Kong Ltd.
12th Floor
World-Wide House
19 Des Voeux Road
Central, Hong Kong
Tel : +(852) 2525 1118
Fax : +(852) 2810 0908

Singapore

**RHB Research Institute Singapore
Pte Ltd (formerly known as DMG & Partners Research
Pte Ltd)**
10 Collyer Quay
#09-08 Ocean Financial Centre
Singapore 049315
Tel : +(65) 6533 1818
Fax : +(65) 6532 6211

Jakarta

PT RHB Securities Indonesia
Wisma Mulia, 20th Floor
Jl. Jenderal Gatot Subroto No. 42
Jakarta 12710, Indonesia
Tel : +(6221) 2783 0888
Fax : +(6221) 2783 0777

Shanghai

RHB (China) Investment Advisory Co. Ltd.
Suite 4005, CITIC Square
1168 Nanjing West Road
Shanghai 20041
China
Tel : +(8621) 6288 9611
Fax : +(8621) 6288 9633

Bangkok

RHB Securities (Thailand) PCL
10th Floor, Sathorn Square Office Tower
98, North Sathorn Road, Silom
Bangrak, Bangkok 10500
Thailand
Tel: +(66) 2 862 9999
Fax : +(66) 2 862 9799